























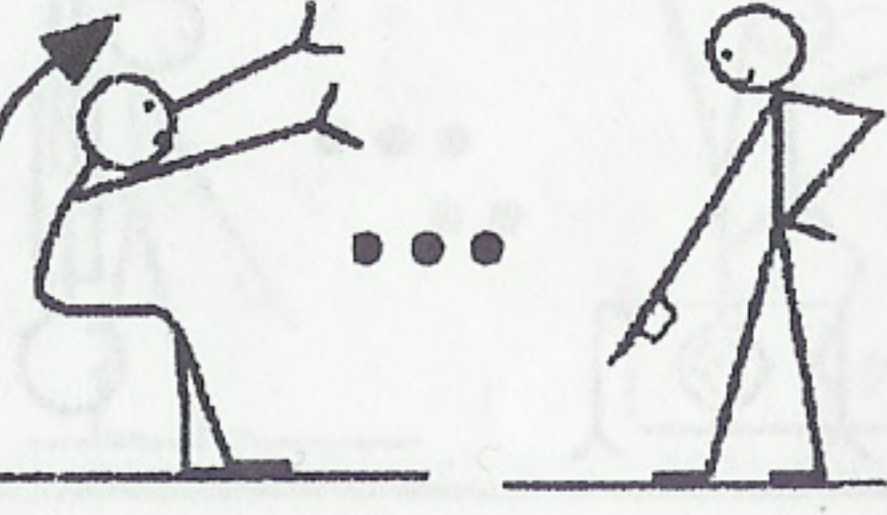


SECTION 1: CARTOON STRIPS

LESSON ONE

A	1 	2 	3 	4  5 
B	1 	2 	3 	4  5 
C	1 	2 	3 	4  5 
D	1 	2 	3 	4  5 
E	1 	2 	3 	4  5 

SYMBOLS : @ Again { 1,2 } Do it twice | Emphasis (!!) Fast (. . .) Pause ← Return ↶ Slowly ↷ Turn Around